



Construct prisms and pyramids

Name: _____

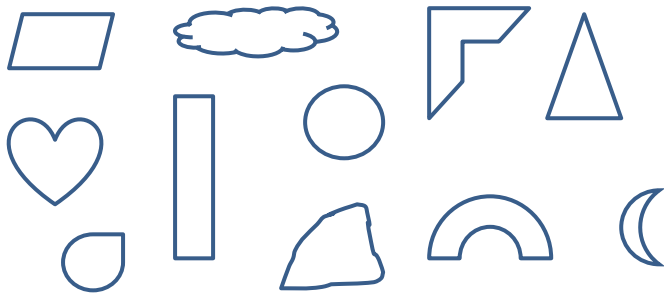
Date: _____

Shape

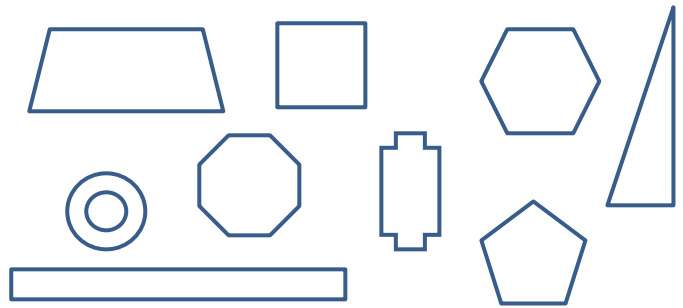
Construct simple prisms and pyramids (VCMMG228)

Understanding

1. Circle the polygons from the shapes below.





2. Circle the regular polygons from the shapes below.





Fluency

1. Draw the 3-D object that each net will make.

Net	Object
	
	

2. Draw the net that each object will make.

Object	Net
	
	

Problem Solving

1. Draw each object from the side and top view.



Front View

Side View

Top View



Front View

Side View

Top View

Reasoning

1. Alter the two-dimensional shape to give the shape depth (three-dimensions). a) Describe the process that you took to convert the shape.





Construct prisms and pyramids

Name: _____

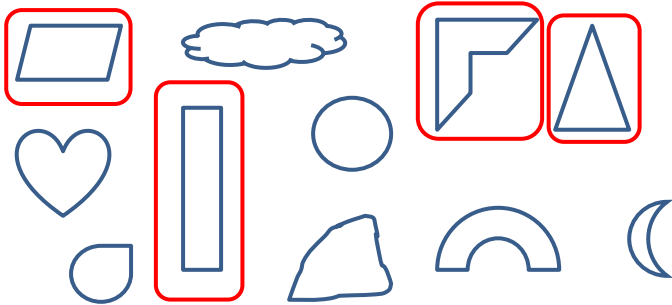
Date: _____

Shape

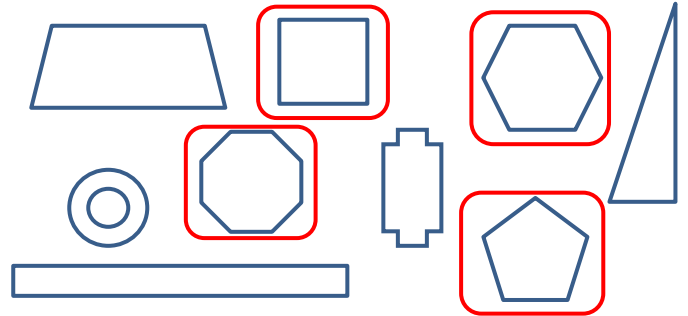
Construct simple prisms and pyramids (VCMMG228)

Understanding

1. Circle the polygons from the shapes below.



2. Circle the regular polygons from the shapes below.



Fluency

1. Draw the 3-D object that each net will make.

Net	Object

2. Draw the net that each object will make.


Object	Net

Problem Solving

1. Draw each object from the side and top view.




Front View



Side View




Top View



Front View



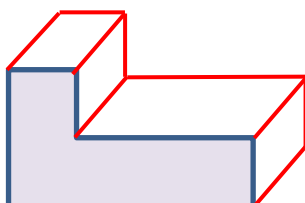
Side View



Top View

Reasoning

1. Alter the two-dimensional shape to give the shape depth (three-dimensions).



a) Describe the process that you took to convert the shape.

This response will vary depending on the student.
